

Distributed by:



The **Power of 3** is here to empower your money.

## Mahindra Manulife Multi Cap Fund

(Multi Cap Fund- An open ended equity scheme investing across large cap, mid cap, small cap stocks)

August 31, 2024

### Why invest in this Scheme ?



Prudent portfolio of investments across companies and sectors.



Actively managed by professional fund managers for potential long term capital appreciation.

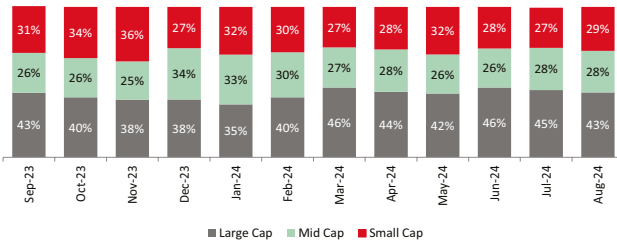


Opportunity to participate in successful businesses through equity market.

### Scheme Positioning

- A well-diversified portfolio of companies having demonstrated industry leadership and scalability leading to high earnings growth potential.
- The portfolio will tap into emerging growth opportunities from across sectors stemming from under penetration, structural market share shifts and technology driven changes.

### 12 Month Market Capitalization Trend (% to Equity Holdings)



■ Large Cap ■ Mid Cap ■ Small Cap

As per the Market Capitalization data provided by AMFI (In line with the applicable SEBI guidelines)

### Top 5 Sectors of the scheme (% to Net Assets)

Sector	MMMCF*	Nifty 500 Multicap 50:25:25 TRI
Financial Services	17.70%	25.25%
Capital Goods	10.41%	8.37%
Oil Gas & Consumable Fuels	10.20%	7.08%
Information Technology	10.06%	8.57%
Fast Moving Consumer Goods	7.94%	6.08%

\*Mahindra Manulife Multi Cap Fund

Data as on August 31, 2024

### Significant Portfolio changes of the Current Month

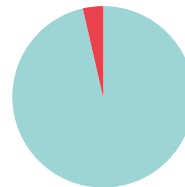
Fresh Additions	Complete Exits
<b>Security</b>	<b>Security</b>
Anant Raj Limited	Eicher Motors Limited
CESC Limited	Gland Pharma Limited
Gokaldas Exports Limited	Krishna Institute Of Medical Sciences Limited
InterGlobe Aviation Limited	Power Mech Projects Limited
Multi Commodity Exchange of India Limited	Tata Power Company Limited
Protean eGov Technologies Limited	
Trent Limited	
TVS Motor Company Limited	

**Note:** The companies/stock(s) referred above are only for the purpose of disclosure of significant portfolio changes during the month and should not be construed as recommendation to buy/sell/hold. The fund manager may or may not choose to hold these companies/stocks, from time to time. Investors are requested to consult their financial, tax and other advisors before taking any investment decision(s). Data as on August 31, 2024

### Portfolio Update for the Month

- Key Overweight sectors/Industries include Oil & Gas, Consumer Services and Construction Materials vs the Scheme's Benchmark
- Key Underweight sectors /Industries include Banks, Metals & Mining and Automobile and Auto Components vs the Scheme's Benchmark.

### Asset Allocation (%)



- 97.82% - Equity Holdings
- 2.18% - Cash & Other Receivables

Data as on August 31, 2024

### Top 10 Equity Holdings (as on August 31, 2024)

Security	% to Net Assets
HDFC Bank Limited	5.50%
Reliance Industries Limited	4.35%
Tata Consultancy Services Limited	3.52%
Aurobindo Pharma Limited	3.41%
Indus Towers Limited	3.13%
Grasim Industries Limited	2.59%
Hindustan Unilever Limited	2.53%
Trent Limited	2.34%
Wipro Limited	2.32%
NTPC Limited	2.30%
<b>Total</b>	<b>31.98%</b>

### Portfolio Stats

Turnover Ratio (Last 1 year)	1.35
Standard Deviation	14.19%
Beta	0.95
Sharpe Ratio*	1.08
Jenson's Alpha	0.1153

\*Risk-free rate assumed to be 6.80% (MIBOR as on 30-08-24) - Source:www.mmda.org  
Note: As per AMFI guidelines for factsheet, the ratios are calculated based on month rolling returns for last 3 years. Data as on August 30, 2024

## Scheme Details

### Investment Objective:

The investment objective of the Scheme is to provide medium to long term capital appreciation through appropriate diversification and taking low risk on business quality. The diversified portfolio would predominantly consist of equity and equity related securities including derivatives. However, there can be no assurance that the investment objective of the Scheme will be achieved.

### Fund Manager:

**Mr. Manish Lodha**

**Total Experience :** 23 years | **Experience in managing this fund:** 3 years and 8 months (Managing since December 21, 2020)

**Ms. Fatema Pacha**

**Total Experience :** 18 years | **Experience in managing this fund:** 3 years and 10 months (managing since October 16, 2020)

**Date of allotment:** May 11, 2017

**Benchmark:** Nifty 500 Multicap 50:25:25 TRI

**Option:** IDCW (IDCW Option will have IDCW Reinvestment (D) & IDCW Payout facility) and Growth (D)

D-Default

**Minimum Redemption / Switch-outs:** Rs. 1,000/- or 100 units or account balance, whichever is lower

**Minimum Application Amount:** Rs. 1,000 and in multiples of Re. 1/- thereafter

**Minimum Additional Purchase Amount:** Rs. 1,000 and in multiples of Re. 1/- thereafter

**Minimum Weekly & Monthly SIP Amount:** Rs 500 and in multiples of Re. 1/- thereafter

**Minimum Weekly & Monthly SIP Installments:** 6

**Minimum Quarterly SIP Amount:** Rs 1,500 and in multiples of Re. 1/- thereafter

**Minimum Quarterly SIP installments:** 4

**Monthly AAUM as on August 31, 2024 (Rs. in Cr.):** 4,479.09

**Monthly AUM as on August 31, 2024 (Rs. in Cr.):** 4,686.16

**Entry Load:** Not applicable

**Exit Load:** • An Exit Load of 1% is payable if Units are redeemed switched-out upto 3 months from the date of allotment;

• Nil if Units are redeemed / switched-out after 3 months from the date of allotment.

## Scheme Performance (as on August 30, 2024)

Mahindra Manulife Multi Cap Fund	CAGR Returns (%)				Value of Investment of ₹ 10,000*				NAV / Index Value (as on August 30, 2024)
	1 Year	3 Years	5 Years	Since Inception	1 Year (₹)	3 Years (₹)	5 Years (₹)	Since Inception	
Regular Plan - Growth Option	45.88	23.26	28.60	19.39	14,588	18,727	35,218	36,524	36.5241
Nifty 500 Multicap 50:25:25 TRI <sup>^</sup>	44.95	22.10	26.39	17.48	14,495	18,205	32,293	32,462	21,451.99
Nifty 50 TRI <sup>^^</sup>	32.64	15.17	19.37	15.89	13,264	15,274	24,262	29,396	37,461.73

<sup>^</sup>Benchmark <sup>^^</sup>Additional Benchmark. CAGR - Compounded Annual Growth Rate. Inception/Allotment date: 11-May-17. **Past performance may or may not be sustained in future and should not be used as a basis of comparison with other investments.** Since inception returns of the scheme is calculated on face value of Rs. 10 invested at inception. The performance details provided above are of Growth Option under Regular Plan. Different Plans i.e Regular Plan and Direct Plan under the scheme has different expense structure. Mr. Manish Lodha is managing this fund since December 21, 2020. Ms. Fatema Pacha is managing this scheme since October 16, 2020. <sup>\*</sup>Based on standard investment of Rs. 10,000 made at the beginning of the relevant period.

## SIP Performance (as on August 30, 2024)

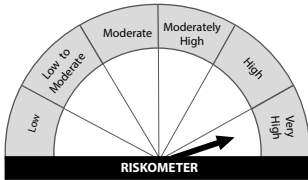
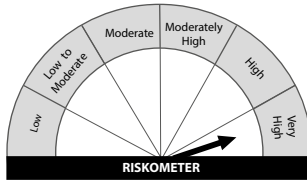
SIP Investment Period	Total Amount Invested (₹)	Regular Plan		Nifty 500 Multicap 50:25:25 TRI <sup>^</sup>		Nifty 50 TRI <sup>^^</sup>	
		Market Value (₹)	CAGR Returns (%)	Market Value (₹)	CAGR Returns (%)	Market Value (₹)	CAGR Returns (%)
1 Year	1,20,000	1,49,653	48.98	1,47,803	45.76	1,41,155	34.36
3 Years	3,60,000	5,75,054	32.95	5,60,971	31.07	4,94,043	21.70
5 Years	6,00,000	12,94,109	31.35	12,43,342	29.65	10,23,422	21.52
Since Inception	8,70,000	22,22,394	25.36	20,54,997	23.23	17,10,219	18.27

<sup>^</sup>Benchmark <sup>^^</sup>Additional Benchmark. CAGR - Compounded Annual Growth Rate. Inception/Allotment date: 11-May-17. **Past performance may or may not be sustained in future and should not be used as a basis of comparison with other investments.** Returns greater than 1 year period are compounded annualized. For SIP returns, monthly investment of equal amounts invested on the 1st business day of every month has been considered. CAGR Returns (%) are computed after accounting for the cash flow by using the XIRR method (Investment internal rate of return).

### Distributed by:

**Disclaimer :** Readers of this material should rely on information / data arising out of their own investigations and advised to seek independent professional advice and arrive at an informed decision before making any investments. Neither Mahindra Manulife Investment Management Private Limited nor Mahindra Manulife Trustee Private Limited, its directors or associates shall be liable for any damages that may arise from the use of the information contained herein.

**Get in Touch:** Unit No. 204, 2nd Floor, Amity Building, Piramal Agastya Corporate Park, LBS Road, Kamani Junction, Kurla (W), Mumbai - 400 070.  
Phone: +91-22-66327900, Fax: +91-22-66327932  
Toll Free No.: 1800 419 6244 Website: [www.mahindramanulife.com](http://www.mahindramanulife.com)

Scheme Name	This Product is Suitable for investors who are seeking*	Scheme Riskometer	Scheme Benchmark	Benchmark Riskometer
Mahindra Manulife Multi Cap Fund	<ul style="list-style-type: none"> <li>Medium to Long term capital appreciation.</li> <li>Investment predominantly in equity and equity related securities including derivatives.</li> </ul>	 <p><b>RISKOMETER</b> Investors understand that their principal will be at very high risk</p>	Nifty 500 Multicap 50:25:25 TRI	 <p><b>RISKOMETER</b></p>

\*Investors should consult their financial advisers if in doubt about whether the product is suitable for them.

**Mutual Fund investments are subject to market risks, read all scheme related documents carefully.**

**Performance of other schemes managed by the Fund Manager(s)**

Scheme Name	Scheme Inception Date	Fund Manager(s)	Managing since	CAGR Returns (%)		
				1 yr	3 yrs	5 yrs
<b>Mahindra Manulife ELSS Tax Saver Fund - Reg - Growth</b>	18-Oct-16	Ms. Fatema Pacha	16-Oct-20	32.90	16.83	22.00
		Mr. Manish Lodha	21-Dec-20			
Nifty 500 TRI <sup>A</sup>				41.58	18.95	22.70
<b>Mahindra Manulife Consumption Fund - Reg - Growth</b>	13-Nov-18	Mr. Abhinav Khandelwal	1-Apr-22	45.07	21.47	20.95
		Ms. Fatema Pacha	21-Dec-20			
Nifty India Consumption TRI <sup>A</sup>				47.01	21.78	22.23
<b>Mahindra Manulife Equity Savings Fund - Reg - Growth</b>	01-Feb-17	Mr. Manish Lodha (Equity Portion)	21-Dec-20	16.96	9.46	12.42
		Mr. Renjith Sivaram (Equity Portion)	03-Jul-23			
		Mr. Rahul Pal (Debt Portion)	05-Jan-24			
		Mr. Pranav Patel <sup>S</sup>	Since inception			
Nifty Equity Savings TRI <sup>A</sup>				16.28	9.27	10.96
<b>Mahindra Manulife Mid Cap Fund - Reg - Growth</b>	30-Jan-18	Mr. Abhinav Khandelwal	1-Feb-22	55.58	28.31	31.53
		Mr. Manish Lodha	21-Dec-20			
Nifty Midcap 150 TRI <sup>A</sup>				50.08	27.88	31.88
<b>Mahindra Manulife Aggressive Hybrid Fund - Reg - Growth</b>	19-July-19	Ms. Fatema Pacha (Equity Portion)	16-Oct-20	37.30	17.89	21.60
		Mr. Manish Lodha (Equity Portion)	21-Dec-20			
		Mr. Rahul Pal (Debt Portion)	Since inception			
		Mr. Amit Garg (Debt Portion)	02-May-24			
CRISIL Hybrid 35+65 Aggressive Index <sup>A</sup>				28.39	13.85	17.00
<b>Mahindra Manulife Large Cap Fund - Reg - Growth</b>	15-Mar-19	Ms. Fatema Pacha	21-Dec-20	38.21	16.09	19.51
		Mr. Abhinav Khandelwal	1-Mar-22			
Nifty 100 Index TRI <sup>A</sup>				38.29	16.10	19.98
<b>Mahindra Manulife Large &amp; Mid Cap Fund - Reg - Growth</b>	30-Dec-19	Mr. Manish Lodha	21-Dec-20	40.78	21.17	-
		Mr. Abhinav Khandelwal	1-Feb-22			
NIFTY Large Midcap 250 TRI <sup>A</sup>				44.18	21.99	-
<b>Mahindra Manulife Arbitrage Fund - Reg - Growth</b>	24-Aug-20	Mr. Abhinav Khandelwal (Equity Portion)	1-Apr-22	6.17	4.61	-
		Mr. Manish Lodha (Equity Portion)	21-Dec-20			
		Mr. Rahul Pal (Debt Portion)	Since inception			
Nifty 50 Arbitrage Index <sup>A</sup>				7.66	6.01	-
<b>Mahindra Manulife Focused Fund - Reg - Growth - Reg - Growth</b>	17-Nov-20	Mr. Krishna Sanghavi	Since inception	53.88	23.79	-
		Ms. Fatema Pacha	21-Dec-20			
NSE 500 TRI <sup>A</sup>				41.58	18.95	-
<b>Mahindra Manulife Flexi Cap Fund - Reg - Growth</b>	23-Aug-21	Ms. Fatema Pacha	Since inception	36.33	18.22	-
		Mr. Manish Lodha				
Nifty 500 TRI <sup>A</sup>				41.58	18.95	-
<b>Mahindra Manulife Balanced Advantage Fund - Reg - Growth</b>	30-Dec-21	Mr. Manish Lodha (Equity Portion)	Since inception	27.26	-	-
		Ms. Fatema Pacha (Equity Portion)				
		Mr. Rahul Pal (Debt Portion)				
Nifty 50 Hybrid Composite Debt 50: 50 Index <sup>A</sup>				20.03	-	-
<b>Mahindra Manulife Small Cap Fund - Reg - Growth</b>	12-Dec-22	Mr. Abhinav Khandelwal	Since inception	58.85	-	-
		Mr. Manish Lodha				
BSE 250 Small Cap TRI <sup>A</sup>				49.76	-	-

<sup>A</sup>Benchmark CAGR - Compounded Annual Growth Rate. <sup>S</sup>Dedicated Fund Manager for Overseas Investments.

**Past performance may or may not be sustained in future and should not be used as a basis of comparison with other investments.** The performance details provided above are of Growth Option under Regular Plan. Different Plans i.e Regular Plan and Direct Plan under the scheme has different expense structure. Mr. Manish Lodha manages 10 schemes and Ms. Fatema Pacha manages 8 schemes each of Mahindra Manulife Mutual Fund. The performance data for the schemes which have not completed one year has not been provided.

Performance as on August 30, 2024

**Note:** As August 31, 2024 was a non - business day, the schemes returns disclosed are as on August 30, 2024, except for Mahindra Manulife Liquid Fund and Mahindra Manulife Overnight Fund which is as of August 31, 2024.

**Disclaimer :** Readers of this material should rely on information / data arising out of their own investigations and advised to seek independent professional advice and arrive at an informed decision before making any investments. Neither Mahindra Manulife Investment Management Private Limited nor Mahindra Manulife Trustee Private Limited, its directors or associates shall be liable for any damages that may arise from the use of the information contained herein.

**Get in Touch:** Unit No. 204, 2nd Floor, Amity Building, Piralal Agastya Corporate Park, LBS Road, Kamani Junction, Kurla (W), Mumbai - 400 070.

Phone: +91-22-66327900, Fax: +91-22-66327932, Toll Free No.: 1800 419 6244 Website: www.mahindramanulife.com

**Mutual Fund investments are subject to market risks, read all scheme related documents carefully.**